



NATA LIGHTING CO.,LTD.
www.nata.cn
Email:info@nata.com
Tel:+86-750-3770000 Fax:+86-750-3771111
Address:380JinOu Road,GaoXin Zone,Jiang Men City,Guangdong,China

NT

Client:

LumCAT: 2-2687-L

Luminaire: 92.70.412.00

Report No: 2024315-B003

Ballast type: AC

Test No: 2024315-C003

Voltage(V): 34.610

LampCAT: BRIDGELUX V13B LES13

Current(A): 0.450

Lamp flux(lm): 2626.0

Power (W): 15.574

Number of Lamps: 1

PF: 0.000

Length(mm): 0

Width(mm): 0

Phm Type: C

Height(mm): 0

Photometric Results

Lumens(lm): 2188.47, Efficiency(%): 83.34% , Luminous Efficacy(lm/W): 140.52

Central intensity(cd): 8611.791, Maximum intensity(cd): 8611.791

Angle of maximum intensity: C=0.0 γ =0.0

Beam Angle(50%Imax): [C0/180]Total=22.4

[C90/270]Total=22.4

Field angle(10%Imax): [C0/180]Total=54.8

[C90/270]Total=54.8

Maximum s/h(1/2): C0_180=0.38 C90_270=0.38

Maximum s/h(1/4): C0_180=0.43 C90_270=0.43

Up flux rate of lamp(%): 0.00%

Down flux rate of lamp(%): 83.34%

Up flux rate of LUM(%): - -

Down flux rate of LUM(%): 100.00%

CIE Type : Direct lighting

Output flux ratio in π solid angle : 98.074%

Equipment: GMS1980
Temperature(°C): 25.0

Date: 2024/3/15
Humidity(%): 60.0%

Operator: NT07
Distance(m): 7.65

| $\gamma(^{\circ})$ | Average I(cd) | Zonal F(lm) | Sum F(lm) | Eff Flux(%) | Eff Sum(%) |
|--------------------|---------------|-------------|-----------|-------------|------------|
| 0.0 | 8611.791 | 0.000 | 0 | 0.00% | 0.00% |
| 1.0 | 8540.101 | 8.207 | 8.207 | 0.31% | 0.38% |
| 2.0 | 8345.586 | 24.236 | 32.443 | 0.92% | 1.48% |
| 3.0 | 8036.441 | 39.180 | 71.623 | 1.49% | 3.27% |
| 4.0 | 7643.902 | 52.487 | 124.11 | 2.00% | 5.67% |
| 5.0 | 7184.793 | 63.792 | 187.903 | 2.43% | 8.59% |
| 6.0 | 6717.198 | 73.059 | 260.961 | 2.78% | 11.92% |
| 7.0 | 6242.507 | 80.441 | 341.402 | 3.06% | 15.60% |
| 8.0 | 5769.353 | 85.967 | 427.369 | 3.27% | 19.53% |
| 9.0 | 5287.786 | 89.612 | 516.981 | 3.41% | 23.62% |
| 10.0 | 4847.989 | 91.725 | 608.706 | 3.49% | 27.81% |
| 11.0 | 4409.875 | 92.505 | 701.211 | 3.52% | 32.04% |
| 12.0 | 3979.003 | 91.702 | 792.913 | 3.49% | 36.23% |
| 13.0 | 3580.392 | 89.711 | 882.624 | 3.42% | 40.33% |
| 14.0 | 3237.450 | 87.268 | 969.892 | 3.32% | 44.32% |
| 15.0 | 2919.161 | 84.521 | 1054.413 | 3.22% | 48.18% |
| 16.0 | 2622.744 | 81.204 | 1135.617 | 3.09% | 51.89% |
| 17.0 | 2389.313 | 78.051 | 1213.668 | 2.97% | 55.46% |
| 18.0 | 2186.313 | 75.442 | 1289.11 | 2.87% | 58.90% |
| 19.0 | 1991.213 | 72.680 | 1361.791 | 2.77% | 62.23% |
| 20.0 | 1811.257 | 69.596 | 1431.387 | 2.65% | 65.41% |
| 21.0 | 1654.197 | 66.544 | 1497.93 | 2.53% | 68.45% |
| 22.0 | 1467.422 | 62.730 | 1560.661 | 2.39% | 71.31% |
| 23.0 | 1357.181 | 59.268 | 1619.928 | 2.26% | 74.02% |
| 24.0 | 1221.496 | 56.379 | 1676.308 | 2.15% | 76.60% |
| 25.0 | 1137.948 | 53.649 | 1729.956 | 2.04% | 79.05% |
| 26.0 | 1023.646 | 51.025 | 1780.981 | 1.94% | 81.38% |
| 27.0 | 907.399 | 47.243 | 1828.224 | 1.80% | 83.54% |
| 28.0 | 800.734 | 43.246 | 1871.471 | 1.65% | 85.52% |
| 29.0 | 691.392 | 39.038 | 1910.509 | 1.49% | 87.30% |
| 30.0 | 591.311 | 34.633 | 1945.142 | 1.32% | 88.88% |
| 31.0 | 492.079 | 30.149 | 1975.291 | 1.15% | 90.26% |
| 32.0 | 411.384 | 25.883 | 2001.174 | 0.99% | 91.44% |
| 33.0 | 335.458 | 22.002 | 2023.176 | 0.84% | 92.45% |
| 34.0 | 285.941 | 18.805 | 2041.982 | 0.72% | 93.31% |
| 35.0 | 223.073 | 15.808 | 2057.79 | 0.60% | 94.03% |
| 36.0 | 188.742 | 13.112 | 2070.902 | 0.50% | 94.63% |
| 37.0 | 135.421 | 10.572 | 2081.474 | 0.40% | 95.11% |

| $\gamma(^{\circ})$ | Average I(cd) | Zonal F(lm) | Sum F(lm) | Eff Flux(%) | Eff Sum(%) |
|--------------------|---------------|-------------|-----------|-------------|------------|
| 38.0 | 108.230 | 8.133 | 2089.607 | 0.31% | 95.48% |
| 39.0 | 85.311 | 6.606 | 2096.213 | 0.25% | 95.78% |
| 40.0 | 69.027 | 5.383 | 2101.596 | 0.20% | 96.03% |
| 41.0 | 57.001 | 4.488 | 2106.084 | 0.17% | 96.24% |
| 42.0 | 47.264 | 3.788 | 2109.872 | 0.14% | 96.41% |
| 43.0 | 40.315 | 3.244 | 2113.116 | 0.12% | 96.56% |
| 44.0 | 35.231 | 2.851 | 2115.967 | 0.11% | 96.69% |
| 45.0 | 31.470 | 2.563 | 2118.531 | 0.10% | 96.80% |
| 46.0 | 28.544 | 2.347 | 2120.878 | 0.09% | 96.91% |
| 47.0 | 26.328 | 2.182 | 2123.06 | 0.08% | 97.01% |
| 48.0 | 24.558 | 2.057 | 2125.117 | 0.08% | 97.11% |
| 49.0 | 22.992 | 1.953 | 2127.07 | 0.07% | 97.19% |
| 50.0 | 21.726 | 1.864 | 2128.934 | 0.07% | 97.28% |
| 51.0 | 20.790 | 1.799 | 2130.733 | 0.07% | 97.36% |
| 52.0 | 20.051 | 1.753 | 2132.486 | 0.07% | 97.44% |
| 53.0 | 19.517 | 1.721 | 2134.207 | 0.07% | 97.52% |
| 54.0 | 19.173 | 1.705 | 2135.912 | 0.06% | 97.60% |
| 55.0 | 18.925 | 1.701 | 2137.613 | 0.06% | 97.68% |
| 56.0 | 18.778 | 1.704 | 2139.317 | 0.06% | 97.75% |
| 57.0 | 18.742 | 1.716 | 2141.032 | 0.07% | 97.83% |
| 58.0 | 18.778 | 1.735 | 2142.767 | 0.07% | 97.91% |
| 59.0 | 18.874 | 1.760 | 2144.527 | 0.07% | 97.99% |
| 60.0 | 18.998 | 1.789 | 2146.317 | 0.07% | 98.07% |
| 61.0 | 19.012 | 1.814 | 2148.131 | 0.07% | 98.16% |
| 62.0 | 18.800 | 1.822 | 2149.953 | 0.07% | 98.24% |
| 63.0 | 18.369 | 1.808 | 2151.76 | 0.07% | 98.32% |
| 64.0 | 17.718 | 1.771 | 2153.531 | 0.07% | 98.40% |
| 65.0 | 16.957 | 1.716 | 2155.247 | 0.07% | 98.48% |
| 66.0 | 16.196 | 1.654 | 2156.901 | 0.06% | 98.56% |
| 67.0 | 15.552 | 1.596 | 2158.498 | 0.06% | 98.63% |
| 68.0 | 15.026 | 1.549 | 2160.047 | 0.06% | 98.70% |
| 69.0 | 14.696 | 1.516 | 2161.563 | 0.06% | 98.77% |
| 70.0 | 14.616 | 1.505 | 2163.068 | 0.06% | 98.84% |
| 71.0 | 14.528 | 1.506 | 2164.575 | 0.06% | 98.91% |
| 72.0 | 14.557 | 1.512 | 2166.087 | 0.06% | 98.98% |
| 73.0 | 14.653 | 1.527 | 2167.614 | 0.06% | 99.05% |
| 74.0 | 14.411 | 1.528 | 2169.142 | 0.06% | 99.12% |
| 75.0 | 13.980 | 1.500 | 2170.642 | 0.06% | 99.19% |

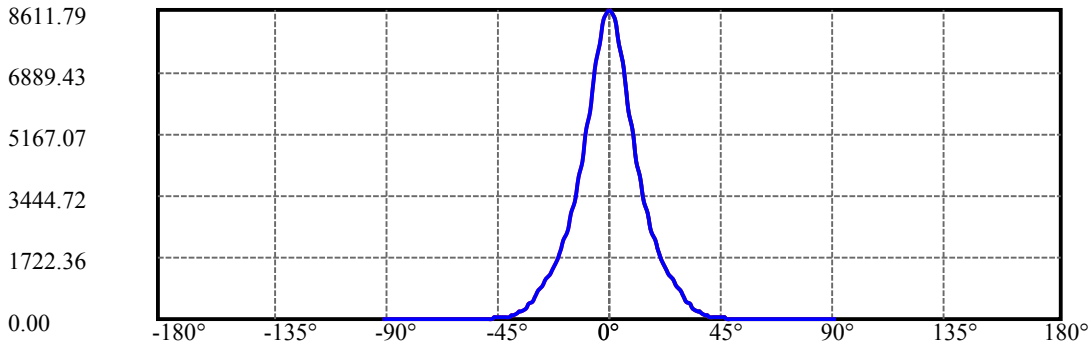
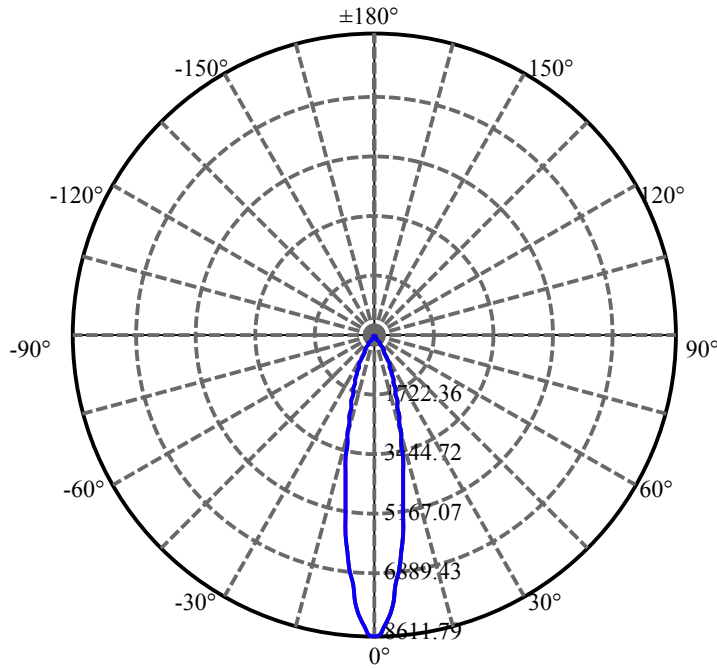
| $\gamma(^{\circ})$ | Average I(cd) | Zonal F(lm) | Sum F(lm) | Eff Flux(%) | Eff Sum(%) |
|--------------------|---------------|-------------|-----------|-------------|------------|
| 76.0 | 13.621 | 1.465 | 2172.108 | 0.06% | 99.25% |
| 77.0 | 13.270 | 1.434 | 2173.541 | 0.05% | 99.32% |
| 78.0 | 12.699 | 1.390 | 2174.931 | 0.05% | 99.38% |
| 79.0 | 12.282 | 1.342 | 2176.274 | 0.05% | 99.44% |
| 80.0 | 11.573 | 1.286 | 2177.56 | 0.05% | 99.50% |
| 81.0 | 11.002 | 1.221 | 2178.781 | 0.05% | 99.56% |
| 82.0 | 10.563 | 1.169 | 2179.95 | 0.04% | 99.61% |
| 83.0 | 10.256 | 1.132 | 2181.082 | 0.04% | 99.66% |
| 84.0 | 10.059 | 1.107 | 2182.189 | 0.04% | 99.71% |
| 85.0 | 9.868 | 1.088 | 2183.276 | 0.04% | 99.76% |
| 86.0 | 9.685 | 1.069 | 2184.345 | 0.04% | 99.81% |
| 87.0 | 9.503 | 1.050 | 2185.395 | 0.04% | 99.86% |
| 88.0 | 9.364 | 1.033 | 2186.429 | 0.04% | 99.91% |
| 89.0 | 9.305 | 1.023 | 2187.452 | 0.04% | 99.95% |
| 90.0 | 9.217 | 1.016 | 2188.467 | 0.04% | 100.00% |

ZONAL LUMEN SUMMARY

| Zone | Lumens | %Lamp | %Fixt |
|---------|---------|--------|---------|
| 0-30 | 1945.14 | 74.07% | 88.88% |
| 0-40 | 2101.60 | 80.03% | 96.03% |
| 0-60 | 2146.32 | 81.73% | 98.07% |
| 0-90 | 2187.45 | 83.30% | 99.95% |
| 0-120 | 2187.45 | 83.30% | 99.95% |
| 0-180 | 2188.47 | 83.34% | 100.00% |
| 60-90 | 41.14 | 1.57% | 1.88% |
| 90-120 | 0.00 | 0.00% | 0.00% |
| 90-130 | 0.00 | 0.00% | 0.00% |
| 90-150 | 0.00 | 0.00% | 0.00% |
| 90-180 | 0.00 | 0.00% | 0.00% |
| 0-25.41 | 1750.77 | 66.67% | 80.00% |

ZONAL LUMEN SUMMARY

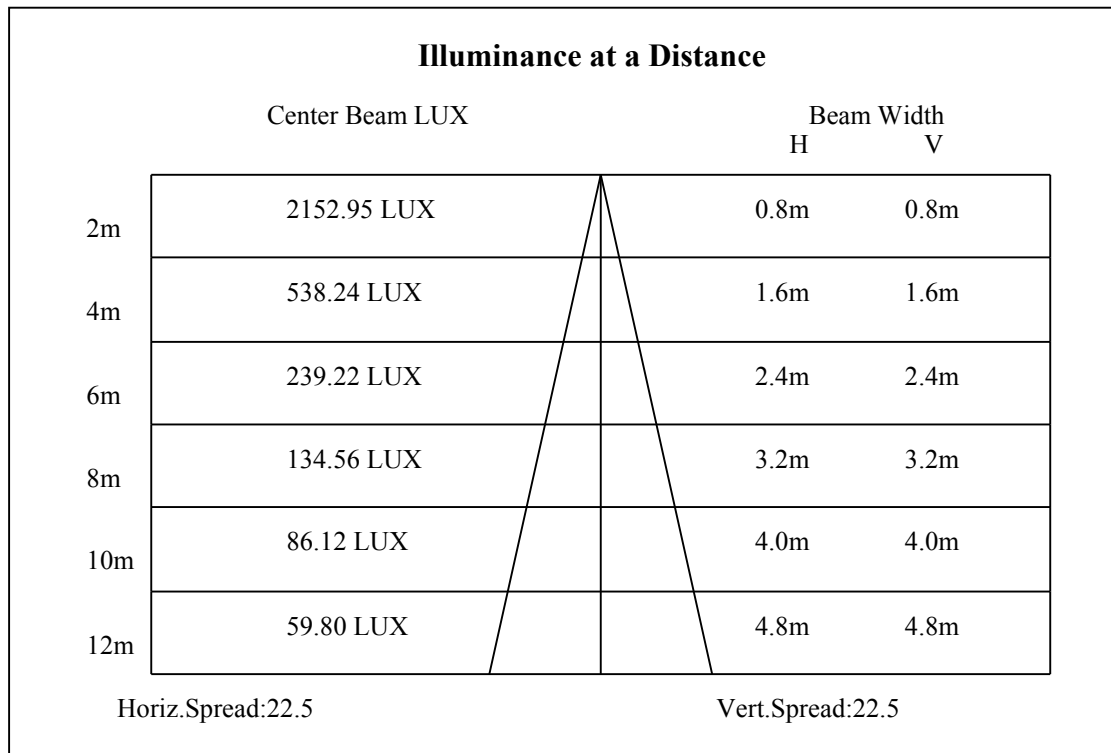
| | |
|---------|--------|
| 0-10 | 608.71 |
| 10-20 | 822.68 |
| 20-30 | 513.75 |
| 30-40 | 156.45 |
| 40-50 | 27.34 |
| 50-60 | 17.38 |
| 60-70 | 16.75 |
| 70-80 | 14.49 |
| 80-90 | 9.89 |
| 90-100 | 0.00 |
| 100-110 | 0.00 |
| 110-120 | 0.00 |
| 120-130 | 0.00 |
| 130-140 | 0.00 |
| 140-150 | 0.00 |
| 150-160 | 0.00 |
| 160-170 | 0.00 |
| 170-180 | 0.00 |

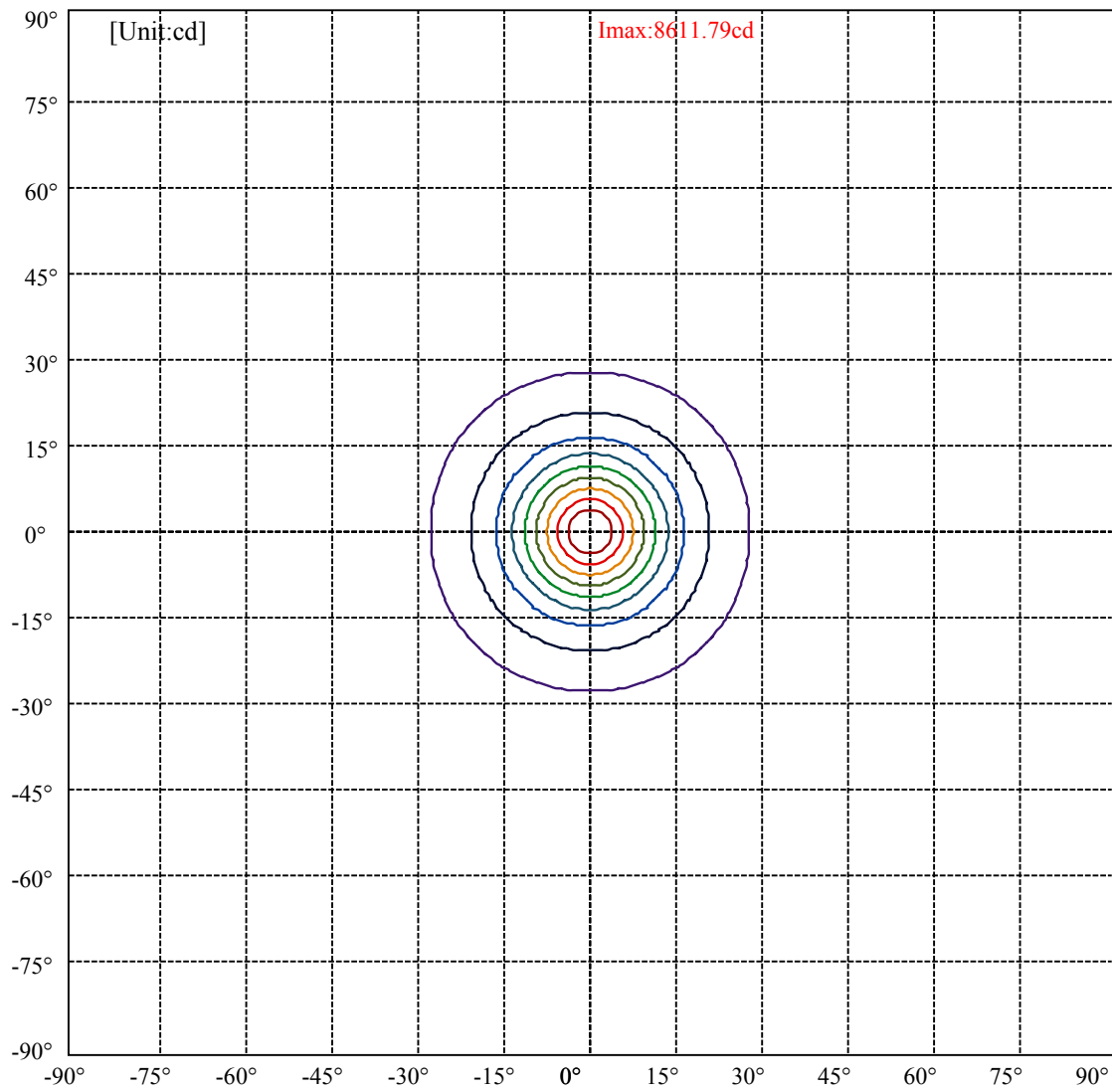


C0(Max): —————
C0/C180: —————
C90/C270: —————

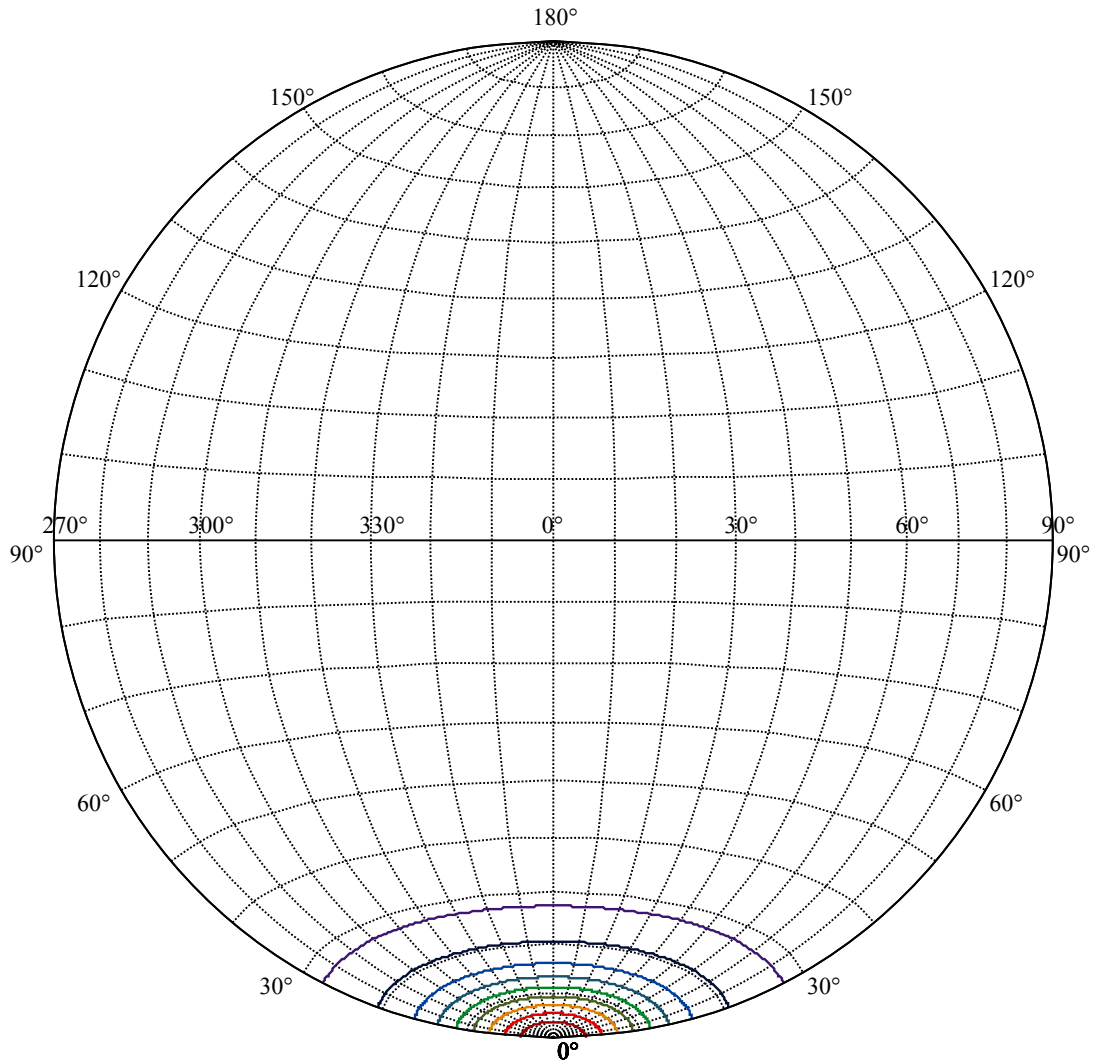
Field angle(10%Imax):C0/180Left:27.4 Right:27.4
:C90/270Left:27.4 Right:27.4

Beam Angle(50%Imax):C0/180Left:11.2 Right:11.2
:C90/270Left:11.2 Right:11.2





| | |
|-------------------|---|
| (10%Imax) 861.179 | — |
| (20%Imax) 1722.36 | — |
| (30%Imax) 2583.54 | — |
| (40%Imax) 3444.72 | — |
| (50%Imax) 4305.9 | — |
| (60%Imax) 5167.07 | — |
| (70%Imax) 6028.25 | — |
| (80%Imax) 6889.43 | — |
| (90%Imax) 7750.61 | — |



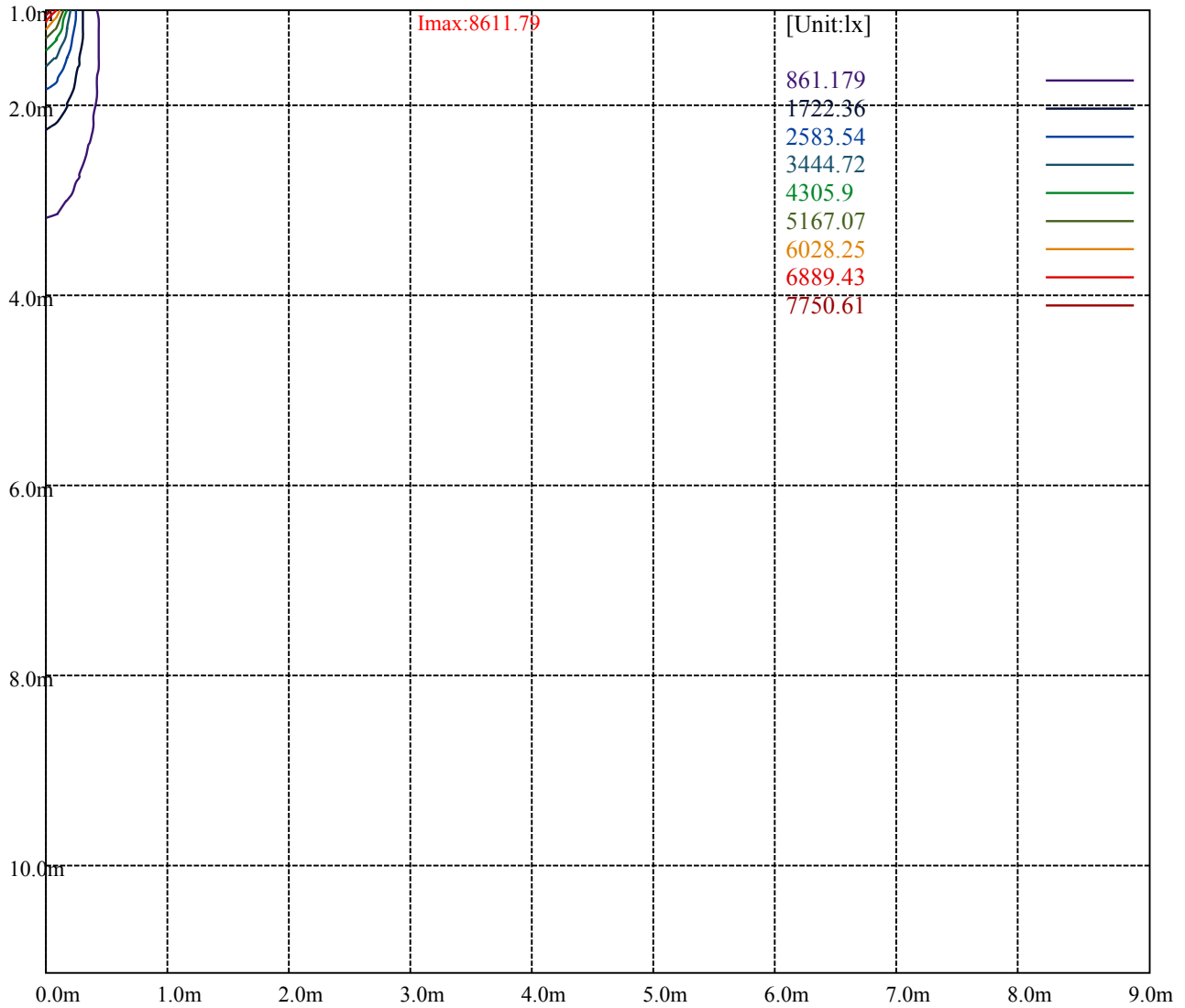
House

[Unit:cd]

Road

Imax:8611.79

| | |
|-------------------|---|
| (10%Imax) 861.179 | — |
| (20%Imax) 1722.36 | — |
| (30%Imax) 2583.54 | — |
| (40%Imax) 3444.72 | — |
| (50%Imax) 4305.9 | — |
| (60%Imax) 5167.07 | — |
| (70%Imax) 6028.25 | — |
| (80%Imax) 6889.43 | — |
| (90%Imax) 7750.61 | — |



Luminance Table

| γ | 45 | 50 | 55 | 60 | 65 | 70 | 75 | 80 | 85 |
|----------|----|----|----|----|----|----|----|----|----|
| C0 | 0 | 0 | 0 | 0 | 0 | 0 | 0 | 0 | 0 |
| C45 | 0 | 0 | 0 | 0 | 0 | 0 | 0 | 0 | 0 |
| C90 | 0 | 0 | 0 | 0 | 0 | 0 | 0 | 0 | 0 |

| L(Hor)(65) | L(Ver)(65) | L45(65) | L(Hor)(75) | L(Ver)(75) | L45(75) | L(Hor)(85) | L(Ver)(85) | L45(85) |
|------------|------------|---------|------------|------------|---------|------------|------------|---------|
| 0 | 0 | 0 | 0 | 0 | 0 | 0 | 0 | 0 |

Glare Table

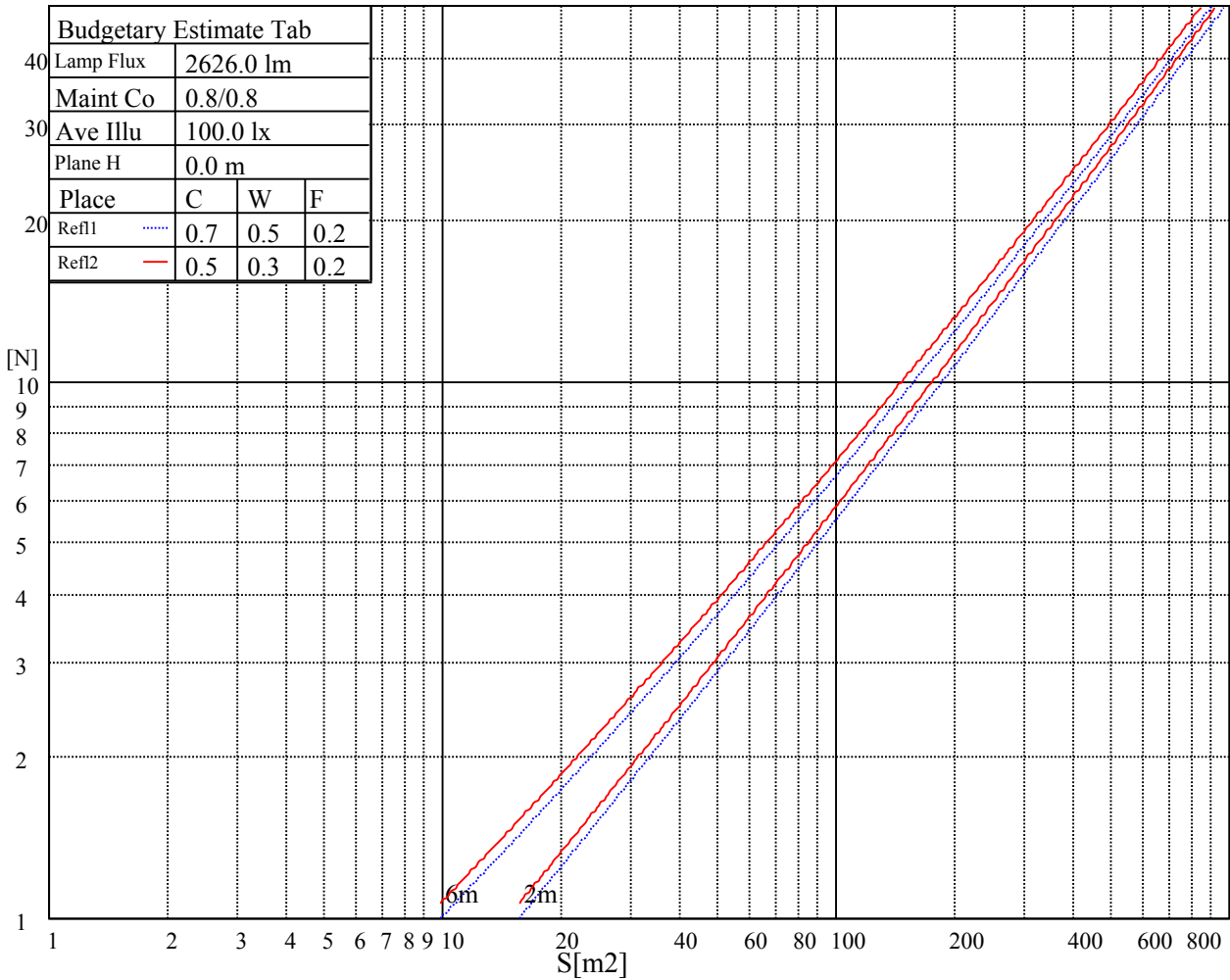
| Glare | Quality | Service Values Illuminance(lx) | | | | | | | |
|-------|---------|--------------------------------|------|------|-------|-------|-------|-------|-------|
| 1.15 | A | 2000 | 1000 | 500 | <=300 | | | | |
| 1.5 | B | | 2000 | 1000 | 500 | <=300 | | | |
| 1.85 | C | | | 2000 | 1000 | 500 | <=300 | | |
| 2.2 | D | | | | 2000 | 1000 | 500 | <=300 | |
| 2.55 | E | | | | | 2000 | 1000 | 500 | <=300 |
| | | a | b | c | d | e | f | g | h |

Luminance Limiting Curve

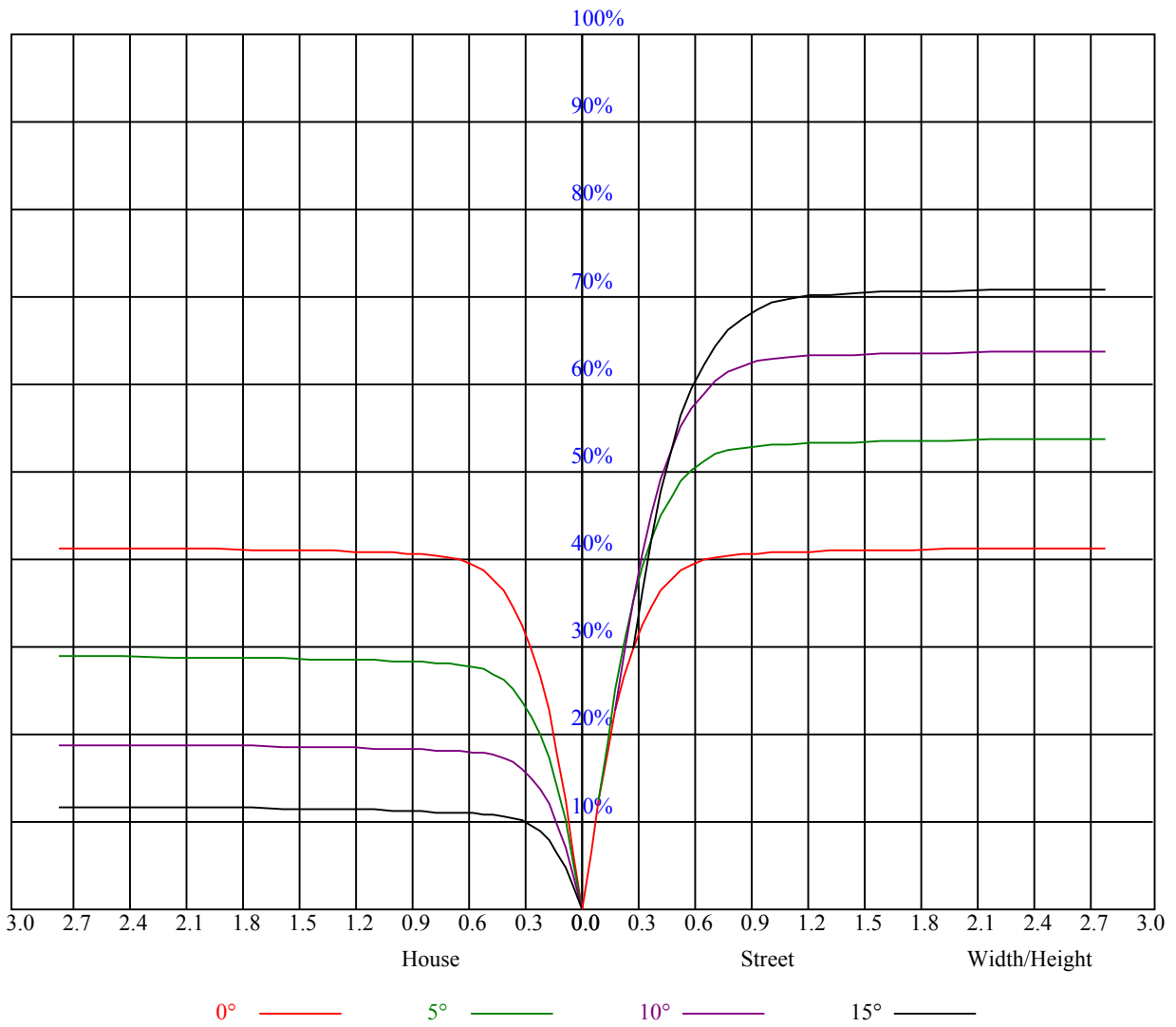


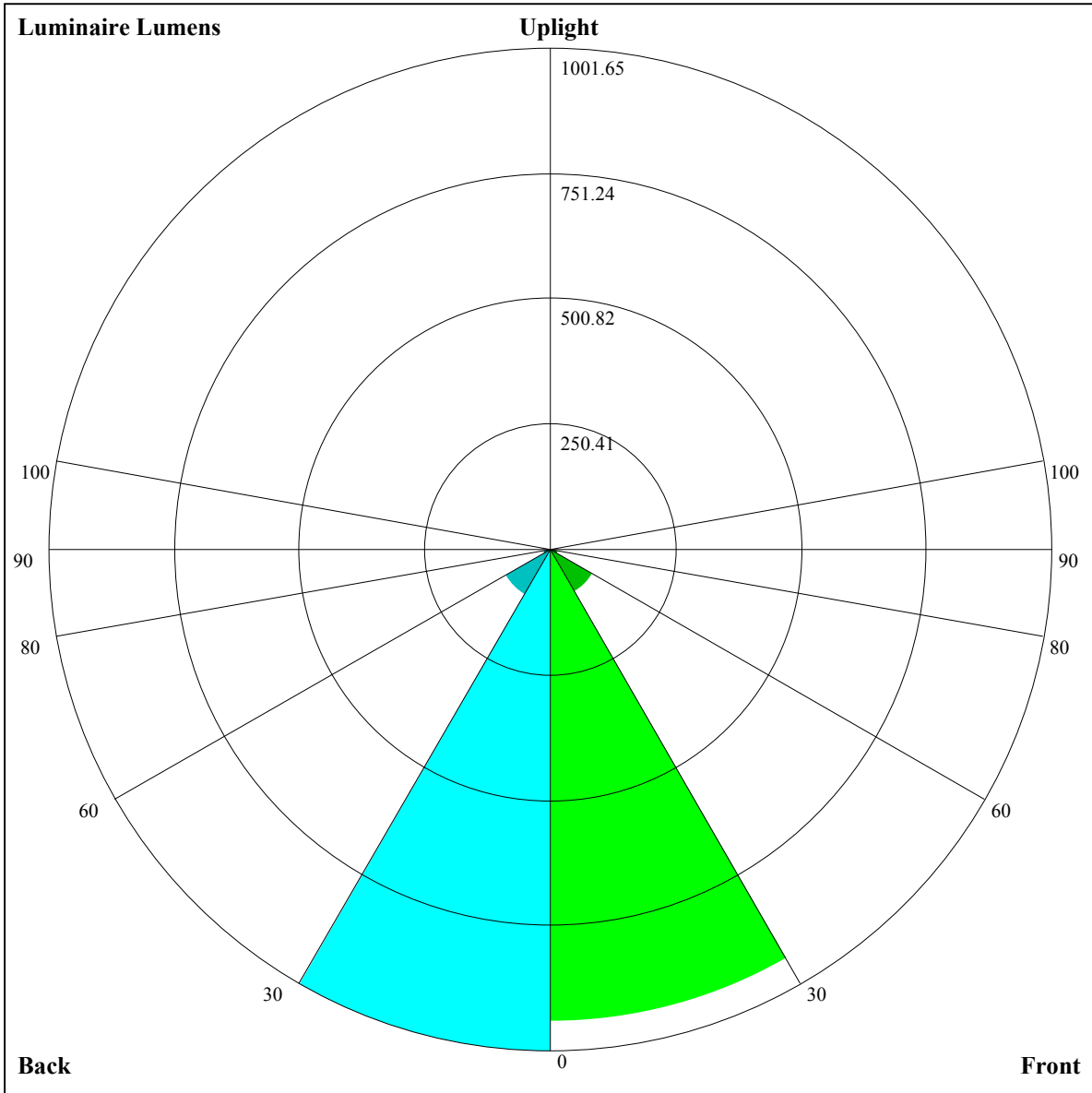
| Illumination assessment according UGR | | | | | | | | | | | |
|---|-----|------------------|-----|-----|-----|-----|----------------|-----|-----|-----|-----|
| Rf of Ceiling | 70 | 70 | 50 | 50 | 30 | 70 | 70 | 50 | 50 | 30 | |
| Rf of Wall | 50 | 30 | 50 | 30 | 30 | 50 | 30 | 50 | 30 | 30 | |
| Rf of Floor | 20 | 20 | 20 | 20 | 20 | 20 | 20 | 20 | 20 | 20 | |
| Room dimensions | | Viewed crosswise | | | | | Viewed endwise | | | | |
| X | Y | | | | | | | | | | |
| 2H | 2H | 非数字 | 非数字 | 非数字 | 非数字 | 非数字 | 非数字 | 非数字 | 非数字 | 非数字 | 非数字 |
| | 3H | 非数字 | 非数字 | 非数字 | 非数字 | 非数字 | 非数字 | 非数字 | 非数字 | 非数字 | 非数字 |
| | 4H | 非数字 | 非数字 | 非数字 | 非数字 | 非数字 | 非数字 | 非数字 | 非数字 | 非数字 | 非数字 |
| | 6H | 非数字 | 非数字 | 非数字 | 非数字 | 非数字 | 非数字 | 非数字 | 非数字 | 非数字 | 非数字 |
| | 8H | 非数字 | 非数字 | 非数字 | 非数字 | 非数字 | 非数字 | 非数字 | 非数字 | 非数字 | 非数字 |
| | 12H | 非数字 | 非数字 | 非数字 | 非数字 | 非数字 | 非数字 | 非数字 | 非数字 | 非数字 | 非数字 |
| 4H | 2H | 非数字 | 非数字 | 非数字 | 非数字 | 非数字 | 非数字 | 非数字 | 非数字 | 非数字 | 非数字 |
| | 3H | 非数字 | 非数字 | 非数字 | 非数字 | 非数字 | 非数字 | 非数字 | 非数字 | 非数字 | 非数字 |
| | 4H | 非数字 | 非数字 | 非数字 | 非数字 | 非数字 | 非数字 | 非数字 | 非数字 | 非数字 | 非数字 |
| | 6H | 非数字 | 非数字 | 非数字 | 非数字 | 非数字 | 非数字 | 非数字 | 非数字 | 非数字 | 非数字 |
| | 8H | 非数字 | 非数字 | 非数字 | 非数字 | 非数字 | 非数字 | 非数字 | 非数字 | 非数字 | 非数字 |
| 8H | 12H | 非数字 | 非数字 | 非数字 | 非数字 | 非数字 | 非数字 | 非数字 | 非数字 | 非数字 | 非数字 |
| | 4H | 非数字 | 非数字 | 非数字 | 非数字 | 非数字 | 非数字 | 非数字 | 非数字 | 非数字 | 非数字 |
| | 6H | 非数字 | 非数字 | 非数字 | 非数字 | 非数字 | 非数字 | 非数字 | 非数字 | 非数字 | 非数字 |
| | 8H | 非数字 | 非数字 | 非数字 | 非数字 | 非数字 | 非数字 | 非数字 | 非数字 | 非数字 | 非数字 |
| 12H | 12H | 非数字 | 非数字 | 非数字 | 非数字 | 非数字 | 非数字 | 非数字 | 非数字 | 非数字 | 非数字 |
| | 4H | 非数字 | 非数字 | 非数字 | 非数字 | 非数字 | 非数字 | 非数字 | 非数字 | 非数字 | 非数字 |
| | 6H | 非数字 | 非数字 | 非数字 | 非数字 | 非数字 | 非数字 | 非数字 | 非数字 | 非数字 | 非数字 |
| 8H | 非数字 | 非数字 | 非数字 | 非数字 | 非数字 | 非数字 | 非数字 | 非数字 | 非数字 | 非数字 | |
| Variation with the observer position at spacings: | | | | | | | | | | | |
| S = 1.0H | | 非数字/非数字 | | | | | 非数字/非数字 | | | | |
| S = 1.5H | | 非数字/非数字 | | | | | 非数字/非数字 | | | | |
| S = 2.0H | | 非数字/非数字 | | | | | 非数字/非数字 | | | | |
| Standard tables: | | BK0 | | | | | BK0 | | | | |
| Uncorrected UGR | | 负无穷大 | | | | | 负无穷大 | | | | |

UGR calculation is based on CIE Publ. 117 ,S/H = 0.25



| RHOCC | 80 | | | 70 | | | 50 | | | 30 | | | 10 | | | 0 |
|-------|--|------|------|------|------|------|------|------|------|------|------|------|------|------|------|------|
| RHOW | 50 | 30 | 10 | 50 | 30 | 10 | 50 | 30 | 10 | 50 | 30 | 10 | 50 | 30 | 10 | 0 |
| RCR | COEFFICIENTS OF UTILIZATION RHOF=20 CU | | | | | | | | | | | | | | | |
| 0 | 0.99 | 0.99 | 0.99 | 0.97 | 0.97 | 0.97 | 0.93 | 0.93 | 0.93 | 0.89 | 0.89 | 0.89 | 0.85 | 0.85 | 0.85 | 0.83 |
| 1 | 0.93 | 0.91 | 0.90 | 0.91 | 0.90 | 0.88 | 0.88 | 0.87 | 0.86 | 0.85 | 0.84 | 0.83 | 0.82 | 0.81 | 0.81 | 0.79 |
| 2 | 0.88 | 0.85 | 0.83 | 0.87 | 0.84 | 0.82 | 0.84 | 0.82 | 0.80 | 0.82 | 0.80 | 0.78 | 0.79 | 0.78 | 0.77 | 0.75 |
| 3 | 0.84 | 0.80 | 0.77 | 0.82 | 0.79 | 0.77 | 0.80 | 0.78 | 0.75 | 0.78 | 0.76 | 0.74 | 0.77 | 0.75 | 0.73 | 0.72 |
| 4 | 0.80 | 0.76 | 0.73 | 0.79 | 0.75 | 0.72 | 0.77 | 0.74 | 0.72 | 0.75 | 0.73 | 0.71 | 0.74 | 0.72 | 0.70 | 0.69 |
| 5 | 0.76 | 0.72 | 0.69 | 0.75 | 0.72 | 0.69 | 0.74 | 0.71 | 0.68 | 0.73 | 0.70 | 0.68 | 0.71 | 0.69 | 0.67 | 0.66 |
| 6 | 0.73 | 0.69 | 0.66 | 0.72 | 0.69 | 0.66 | 0.71 | 0.68 | 0.65 | 0.70 | 0.67 | 0.65 | 0.69 | 0.67 | 0.65 | 0.64 |
| 7 | 0.70 | 0.66 | 0.63 | 0.70 | 0.66 | 0.63 | 0.69 | 0.65 | 0.63 | 0.68 | 0.65 | 0.62 | 0.67 | 0.64 | 0.62 | 0.61 |
| 8 | 0.67 | 0.63 | 0.61 | 0.67 | 0.63 | 0.61 | 0.66 | 0.63 | 0.60 | 0.65 | 0.62 | 0.60 | 0.65 | 0.62 | 0.60 | 0.59 |
| 9 | 0.65 | 0.61 | 0.58 | 0.65 | 0.61 | 0.58 | 0.64 | 0.61 | 0.58 | 0.63 | 0.60 | 0.58 | 0.63 | 0.60 | 0.58 | 0.57 |
| 10 | 0.63 | 0.59 | 0.56 | 0.62 | 0.59 | 0.56 | 0.62 | 0.58 | 0.56 | 0.61 | 0.58 | 0.56 | 0.61 | 0.58 | 0.56 | 0.55 |





Luminaire Lumens:

FL=944.72,FM=97.66,FH=16.03,FVH=5.49

BL=1001.65,BM=105.28,BH=14.76,BVH=5.43

UL=0,UH=0

BUG Rating:B3-U0-G0

Intensity data(cd)

| | | | | | | | | | |
|--------|---------|---------|---------|---------|---------|---------|---------|---------|---------|
| C/γ(°) | 0.0 | 1.0 | 2.0 | 3.0 | 4.0 | 5.0 | 6.0 | 7.0 | 8.0 |
| 0.0 | 8528.54 | 8184.43 | 7816.91 | 7397.30 | 6941.41 | 6381.35 | 5940.09 | 5495.32 | 5059.91 |
| 45.0 | 8687.72 | 8549.61 | 8313.18 | 7894.16 | 7481.57 | 7032.12 | 6563.94 | 6102.78 | 5563.79 |
| 90.0 | 8560.14 | 8354.15 | 7973.75 | 7602.13 | 7174.33 | 6599.64 | 6120.93 | 5547.41 | 5119.61 |
| 135.0 | 8670.75 | 8582.38 | 8324.30 | 8010.62 | 7613.84 | 7063.14 | 6592.62 | 6125.61 | 5680.84 |
| 180.0 | 8528.54 | 8675.43 | 8689.48 | 8592.33 | 8297.38 | 7962.04 | 7467.53 | 7037.39 | 6562.19 |
| 225.0 | 8687.72 | 8670.17 | 8520.93 | 8157.51 | 7782.97 | 7385.01 | 6839.00 | 6386.03 | 5938.34 |
| 270.0 | 8560.14 | 8670.17 | 8677.19 | 8487.58 | 8197.89 | 7824.52 | 7423.64 | 6889.33 | 6428.17 |
| 315.0 | 8670.75 | 8634.47 | 8448.95 | 8149.90 | 7661.82 | 7230.51 | 6789.84 | 6356.19 | 5801.98 |
| 360.0 | 8528.54 | 8184.43 | 7816.91 | 7397.30 | 6941.41 | 6381.35 | 5940.09 | 5495.32 | 5059.91 |
| C/γ(°) | 9.0 | 10.0 | 11.0 | 12.0 | 13.0 | 14.0 | 15.0 | 16.0 | 17.0 |
| 0.0 | 4529.70 | 4127.07 | 3753.11 | 3327.65 | 3023.33 | 2689.75 | 2463.27 | 2260.78 | 2041.32 |
| 45.0 | 5145.94 | 4728.68 | 4321.95 | 3850.25 | 3495.61 | 3175.49 | 2812.06 | 2558.08 | 2302.92 |
| 90.0 | 4698.83 | 4289.17 | 3812.80 | 3455.81 | 3140.38 | 2849.52 | 2534.67 | 2326.33 | 2140.23 |
| 135.0 | 5146.53 | 4728.09 | 4323.70 | 3940.38 | 3485.66 | 3156.76 | 2860.64 | 2538.18 | 2326.33 |
| 180.0 | 5986.33 | 5573.16 | 5126.63 | 4680.10 | 4163.93 | 3791.73 | 3441.18 | 3025.09 | 2748.86 |
| 225.0 | 5488.88 | 4924.73 | 4496.34 | 4088.44 | 3712.73 | 3297.22 | 2989.97 | 2662.83 | 2435.18 |
| 270.0 | 5950.63 | 5506.44 | 4962.18 | 4508.63 | 4001.24 | 3646.60 | 3324.72 | 2939.64 | 2671.61 |
| 315.0 | 5355.45 | 4906.58 | 4482.30 | 3980.76 | 3620.26 | 3292.53 | 2926.77 | 2671.03 | 2448.05 |
| 360.0 | 4529.70 | 4127.07 | 3753.11 | 3327.65 | 3023.33 | 2689.75 | 2463.27 | 2260.78 | 2041.32 |
| C/γ(°) | 18.0 | 19.0 | 20.0 | 21.0 | 22.0 | 23.0 | 24.0 | 25.0 | 26.0 |
| 0.0 | 1876.29 | 1724.72 | 1590.11 | 1464.88 | 1153.48 | 1153.48 | 1100.34 | 994.71 | 861.45 |
| 45.0 | 2122.08 | 1944.18 | 1749.88 | 1606.50 | 1478.34 | 1357.78 | 1215.57 | 1104.96 | 996.70 |
| 90.0 | 1964.07 | 1762.17 | 1617.04 | 1455.51 | 1164.01 | 1164.01 | 1081.79 | 973.76 | 865.66 |
| 135.0 | 2134.96 | 1911.40 | 1751.64 | 1608.26 | 1447.32 | 1327.35 | 1212.06 | 1099.70 | 965.09 |
| 180.0 | 2515.94 | 2309.94 | 2060.05 | 1889.16 | 1737.01 | 1560.85 | 1435.03 | 1315.64 | 1178.70 |
| 225.0 | 2232.11 | 1997.43 | 1835.91 | 1682.58 | 1513.45 | 1306.87 | 1165.48 | 1165.48 | 1057.91 |
| 270.0 | 2445.71 | 2257.86 | 2027.28 | 1854.05 | 1703.65 | 1562.02 | 1409.87 | 1297.50 | 1190.41 |
| 315.0 | 2199.33 | 2022.01 | 1858.15 | 1672.63 | 1542.13 | 1425.08 | 1151.84 | 1151.84 | 1073.24 |
| 360.0 | 1876.29 | 1724.72 | 1590.11 | 1464.88 | 1153.48 | 1153.48 | 1100.34 | 994.71 | 861.45 |
| C/γ(°) | 27.0 | 28.0 | 29.0 | 30.0 | 31.0 | 32.0 | 33.0 | 34.0 | 35.0 |
| 0.0 | 755.29 | 631.40 | 543.26 | 463.03 | 368.63 | 302.44 | 245.56 | 187.10 | 150.11 |
| 45.0 | 890.77 | 786.60 | 662.53 | 570.65 | 468.82 | 393.91 | 324.86 | 309.06 | 238.83 |
| 90.0 | 733.40 | 634.09 | 545.49 | 464.73 | 369.57 | 302.56 | 245.33 | 196.64 | 148.30 |
| 135.0 | 858.58 | 755.00 | 654.93 | 543.73 | 463.56 | 388.06 | 304.38 | 304.38 | 184.23 |
| 180.0 | 1068.09 | 956.32 | 823.47 | 718.71 | 619.23 | 527.35 | 426.10 | 351.19 | 304.38 |
| 225.0 | 926.06 | 821.13 | 717.72 | 617.88 | 507.04 | 429.15 | 341.36 | 280.85 | 229.53 |
| 270.0 | 1058.73 | 956.32 | 848.05 | 717.54 | 618.64 | 506.28 | 429.03 | 357.05 | 296.18 |
| 315.0 | 968.25 | 865.02 | 735.69 | 634.21 | 521.14 | 441.32 | 367.05 | 301.27 | 233.04 |
| 360.0 | 755.29 | 631.40 | 543.26 | 463.03 | 368.63 | 302.44 | 245.56 | 187.10 | 150.11 |
| C/γ(°) | 36.0 | 37.0 | 38.0 | 39.0 | 40.0 | 41.0 | 42.0 | 43.0 | 44.0 |
| 0.0 | 120.21 | 96.97 | 75.08 | 62.21 | 52.38 | 44.54 | 37.69 | 33.94 | 31.02 |
| 45.0 | 158.19 | 118.80 | 94.16 | 75.55 | 61.62 | 49.74 | 43.13 | 38.39 | 34.59 |
| 90.0 | 118.10 | 93.69 | 70.81 | 58.29 | 47.23 | 41.14 | 36.52 | 32.89 | 29.44 |
| 135.0 | 146.48 | 115.87 | 91.82 | 69.52 | 57.00 | 48.16 | 41.73 | 35.99 | 32.42 |
| 180.0 | 304.38 | 177.38 | 143.67 | 110.31 | 89.66 | 73.39 | 57.82 | 48.52 | 41.61 |
| 225.0 | 178.08 | 144.55 | 117.81 | 91.18 | 74.62 | 61.39 | 51.09 | 41.55 | 36.23 |
| 270.0 | 296.18 | 184.46 | 150.29 | 121.84 | 93.40 | 75.03 | 60.57 | 49.57 | 40.32 |
| 315.0 | 188.33 | 151.63 | 122.19 | 93.58 | 76.31 | 62.62 | 49.57 | 41.67 | 36.23 |
| 360.0 | 120.21 | 96.97 | 75.08 | 62.21 | 52.38 | 44.54 | 37.69 | 33.94 | 31.02 |

Intensity data(cd)

| | | | | | | | | | |
|--------|-------|-------|-------|-------|-------|-------|-------|-------|-------|
| C/γ(°) | 45.0 | 46.0 | 47.0 | 48.0 | 49.0 | 50.0 | 51.0 | 52.0 | 53.0 |
| 0.0 | 28.09 | 26.16 | 24.64 | 23.06 | 22.00 | 21.01 | 20.42 | 20.07 | 19.72 |
| 45.0 | 30.84 | 28.50 | 26.51 | 24.46 | 23.12 | 22.00 | 20.83 | 20.25 | 19.84 |
| 90.0 | 27.15 | 25.28 | 23.70 | 22.12 | 21.07 | 20.19 | 19.61 | 19.02 | 18.73 |
| 135.0 | 29.61 | 26.74 | 24.93 | 23.29 | 21.65 | 20.54 | 19.78 | 19.08 | 18.67 |
| 180.0 | 36.69 | 32.25 | 29.55 | 27.86 | 25.46 | 23.47 | 22.18 | 21.13 | 20.13 |
| 225.0 | 32.42 | 29.50 | 26.69 | 24.93 | 23.47 | 21.95 | 21.01 | 20.07 | 19.61 |
| 270.0 | 35.41 | 31.13 | 28.50 | 26.34 | 24.23 | 22.88 | 21.71 | 20.83 | 19.96 |
| 315.0 | 31.54 | 28.79 | 26.10 | 24.40 | 22.94 | 21.77 | 20.78 | 19.96 | 19.49 |
| 360.0 | 28.09 | 26.16 | 24.64 | 23.06 | 22.00 | 21.01 | 20.42 | 20.07 | 19.72 |
| C/γ(°) | 54.0 | 55.0 | 56.0 | 57.0 | 58.0 | 59.0 | 60.0 | 61.0 | 62.0 |
| 0.0 | 19.55 | 19.43 | 19.37 | 19.49 | 19.66 | 19.84 | 19.84 | 19.43 | 18.84 |
| 45.0 | 19.37 | 19.14 | 19.02 | 18.96 | 19.08 | 19.20 | 19.25 | 19.37 | 19.02 |
| 90.0 | 18.49 | 18.38 | 18.38 | 18.43 | 18.61 | 18.84 | 18.90 | 18.55 | 18.08 |
| 135.0 | 18.43 | 18.14 | 18.14 | 18.08 | 18.14 | 18.26 | 18.49 | 18.55 | 18.32 |
| 180.0 | 19.61 | 19.20 | 18.84 | 18.73 | 18.61 | 18.55 | 18.67 | 18.79 | 18.90 |
| 225.0 | 19.25 | 18.96 | 18.79 | 18.73 | 18.67 | 18.73 | 18.96 | 19.08 | 18.96 |
| 270.0 | 19.55 | 19.25 | 18.96 | 18.84 | 18.79 | 18.79 | 18.90 | 19.14 | 19.25 |
| 315.0 | 19.14 | 18.90 | 18.73 | 18.67 | 18.67 | 18.79 | 18.96 | 19.20 | 19.02 |
| 360.0 | 19.55 | 19.43 | 19.37 | 19.49 | 19.66 | 19.84 | 19.84 | 19.43 | 18.84 |
| C/γ(°) | 63.0 | 64.0 | 65.0 | 66.0 | 67.0 | 68.0 | 69.0 | 70.0 | 71.0 |
| 0.0 | 18.14 | 17.09 | 16.44 | 15.74 | 15.04 | 15.10 | 15.63 | 16.50 | 17.32 |
| 45.0 | 18.55 | 17.97 | 17.03 | 16.74 | 16.97 | 17.38 | 17.97 | 18.14 | 17.79 |
| 90.0 | 17.44 | 16.68 | 15.68 | 15.04 | 14.28 | 13.58 | 13.23 | 12.99 | 12.70 |
| 135.0 | 17.85 | 17.21 | 16.39 | 15.45 | 14.69 | 13.87 | 13.34 | 13.05 | 12.76 |
| 180.0 | 18.84 | 18.49 | 18.08 | 17.38 | 16.39 | 15.74 | 14.75 | 14.16 | 13.64 |
| 225.0 | 18.55 | 17.91 | 17.09 | 16.09 | 15.39 | 14.57 | 13.99 | 14.10 | 13.99 |
| 270.0 | 19.02 | 18.49 | 17.91 | 16.85 | 16.09 | 15.33 | 14.51 | 13.75 | 13.40 |
| 315.0 | 18.55 | 17.91 | 17.03 | 16.27 | 15.57 | 14.63 | 14.16 | 14.22 | 14.63 |
| 360.0 | 18.14 | 17.09 | 16.44 | 15.74 | 15.04 | 15.10 | 15.63 | 16.50 | 17.32 |
| C/γ(°) | 72.0 | 73.0 | 74.0 | 75.0 | 76.0 | 77.0 | 78.0 | 79.0 | 80.0 |
| 0.0 | 17.73 | 17.91 | 17.44 | 17.26 | 16.50 | 15.51 | 14.22 | 13.17 | 11.35 |
| 45.0 | 18.08 | 18.90 | 18.55 | 16.85 | 16.56 | 16.56 | 15.16 | 15.10 | 13.34 |
| 90.0 | 12.47 | 12.29 | 12.06 | 11.88 | 11.65 | 11.35 | 11.12 | 10.94 | 10.71 |
| 135.0 | 12.47 | 12.29 | 12.11 | 11.88 | 11.65 | 11.41 | 11.24 | 11.06 | 10.89 |
| 180.0 | 13.28 | 13.17 | 13.05 | 12.82 | 12.47 | 12.17 | 11.88 | 11.59 | 11.29 |
| 225.0 | 13.75 | 13.69 | 13.28 | 12.76 | 12.23 | 11.82 | 11.53 | 11.24 | 10.94 |
| 270.0 | 13.11 | 12.82 | 12.58 | 12.35 | 12.11 | 11.94 | 11.65 | 11.41 | 11.18 |
| 315.0 | 15.57 | 16.15 | 16.21 | 16.04 | 15.80 | 15.39 | 14.81 | 13.75 | 12.87 |
| 360.0 | 17.73 | 17.91 | 17.44 | 17.26 | 16.50 | 15.51 | 14.22 | 13.17 | 11.35 |
| C/γ(°) | 81.0 | 82.0 | 83.0 | 84.0 | 85.0 | 86.0 | 87.0 | 88.0 | 89.0 |
| 0.0 | 10.77 | 10.42 | 10.18 | 10.01 | 9.83 | 9.54 | 9.36 | 9.25 | 9.31 |
| 45.0 | 11.00 | 10.59 | 10.18 | 10.07 | 9.95 | 9.66 | 9.48 | 9.31 | 9.19 |
| 90.0 | 10.48 | 10.30 | 10.01 | 9.83 | 9.60 | 9.48 | 9.31 | 9.19 | 9.19 |
| 135.0 | 10.59 | 10.24 | 10.01 | 9.89 | 9.66 | 9.54 | 9.42 | 9.31 | 9.19 |
| 180.0 | 11.12 | 10.94 | 10.59 | 10.24 | 10.01 | 9.83 | 9.66 | 9.54 | 9.36 |
| 225.0 | 10.71 | 10.42 | 10.24 | 10.01 | 9.83 | 9.66 | 9.54 | 9.42 | 9.42 |
| 270.0 | 10.94 | 10.71 | 10.48 | 10.30 | 10.12 | 9.89 | 9.66 | 9.48 | 9.36 |
| 315.0 | 12.41 | 10.89 | 10.36 | 10.12 | 9.95 | 9.89 | 9.60 | 9.42 | 9.42 |
| 360.0 | 10.77 | 10.42 | 10.18 | 10.01 | 9.83 | 9.54 | 9.36 | 9.25 | 9.31 |

Intensity data(cd)

| | |
|-----------------|------|
| C/ γ (°) | 90.0 |
| 0.0 | 9.25 |
| 45.0 | 9.19 |
| 90.0 | 9.19 |
| 135.0 | 9.19 |
| 180.0 | 9.31 |
| 225.0 | 9.19 |
| 270.0 | 9.19 |
| 315.0 | 9.25 |
| 360.0 | 9.25 |